



VetIntel
Equine

Leveraging primary care data.




CODING MANUAL

Version 2.0

June 2020

-
- ▶ Overview
 - ▶ Data entry
 - ▶ Full coding list

3	About Vet Intel
6	Data entry
6	VisionVPM
7	EzyVet
9	Diagnosis
9	A–D
21	E–G
31	H–M
42	N–P
52	R–Z
65	Presenting complaints
72	Procedures
84	Diagnostic tests
88	Contact



Vet Intel

Equine

Leveraging primary care data.



► About Vet Intel Equine

Vet Intel Equine is a non-commercial web-based reporting system dedicated to collating and sharing real-time information on the health of the New Zealand horse population. The project is led by the New Zealand equine industry. We consider Vet Intel Equine a New Zealand equine community asset with governance via the Equine Veterinary Association (EVA) and the New Zealand Equine Health Association (NZEHA) and to be used to enhance the health and welfare of New Zealand equines.

All NZ practices are invited to contribute data from their equine caseload. Shared data will be displayed anonymised on a postcode level and not be identifiable to owners or veterinarians. Veterinary practices submitting data can view and explore their own data in detail and compare it to national benchmarks. Proof of concept for the system has been provided through an NZEHA co-funded pilot study¹.

The Vet Intel Equine system is hosted on NZEHA owned servers and managed by our contracted partner Epi-interactive. There are measures in place to maintain a high level of security for the system and data to prevent unauthorised access. The use of Vet Intel Equine is in accordance with the Privacy Act 1993 and the objectives stated in this document.

Requests for data from the system will go to the Vet Intel Equine governance committee. The Vet Intel Equine governance committee comprises of two members of NZVA EVA and two equine sector representatives and is chaired by the Chair of the NZEHA. Any user granted access into the system must sign a Vet Intel Equine confidentiality agreement.

¹ Muellner P, Muellner U, Gates M, Pearce T, Ahlstrom C, O'Neill D, Brodbelt D and Cave NJ. Evidence in practice – a pilot study leveraging companion animal and equine health data from primary care veterinary clinics in New Zealand. *Frontiers in Veterinary Science* 3:116 doi: 10.3389/fvets.2016.00116, 2016. <http://journal.frontiersin.org/article/10.3389/fvets.2016.00116/abstract>

We would like to thank the following organisations for supporting Vet Intel Equine:




Ministry for Primary Industries
Manatū Ahu Matua



If you have any questions please contact Dr Trish Pearce, Executive Advisor to NZEHA, pearce.patricia@gmail.com or on 027 506 2091

If you would like more information on the technical set-up of Vet Intel Equine, please contact Dr Uli Muellner uli@epi-interactive.com or on 04 388 7884

For more information and to login to your account, please visit www.vetintel.org



► Data entry

After joining Vet Intel your practice management software will initially be set up and connected to Vet Intel by a Vet Intel representative. This makes sure data is automatically transferred to the Vet Intel system in the backend.

Depending on the practice management software you are using, your Vet Intel interface will look different. Please use the directions appropriate for your software. We are currently in the process of adding further practice management software systems – so if you have any questions about your specific software, feel free to contact us.

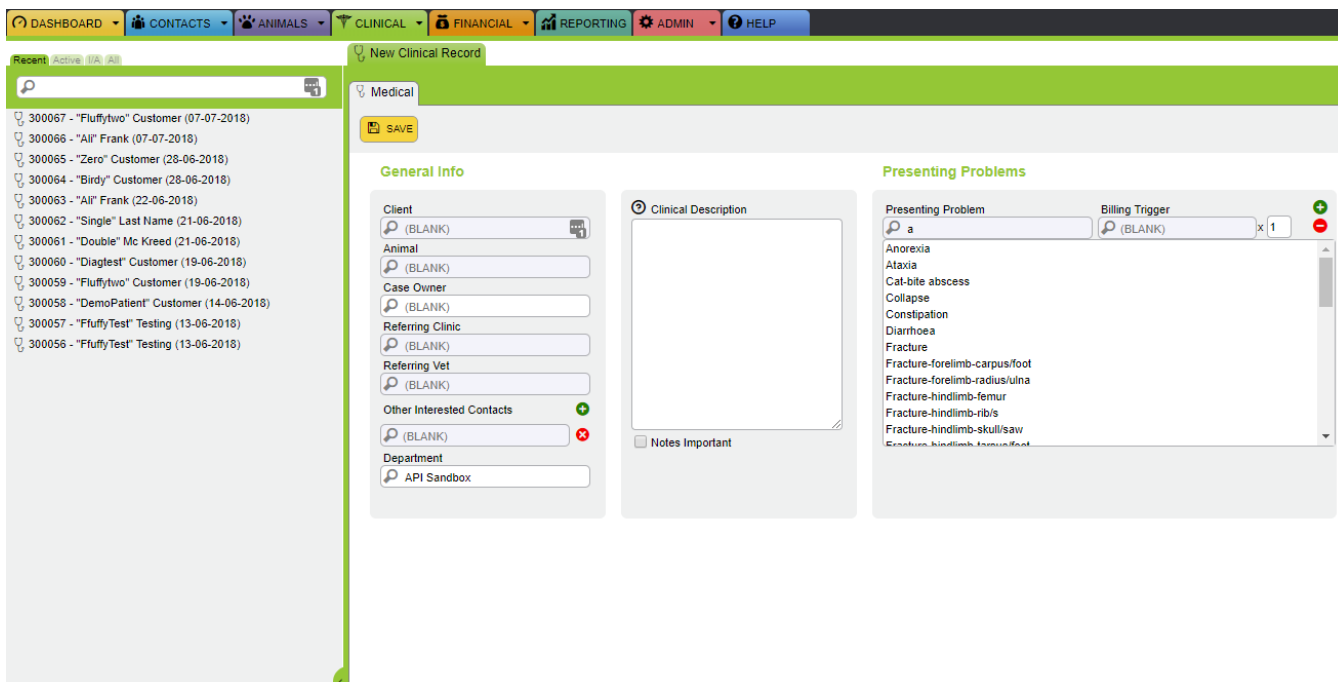
VisionVPM

The screenshot shows the 'Enter Diagnostic Codes' screen in the VisionVPM software. The window title is 'VisionVPM - PlayDemo3'. The menu bar includes 'VPM Super Clinic', 'File', 'Edit', 'Design', 'Clients', 'Suppliers', 'Stock', 'General Ledger', 'Maintenance', 'Reports', 'Quick Access', 'Help', 'Commands', 'Window', and 'Help'. The main window title is 'Clinical Record - Zachariah Blue - 2466'. The screen is titled 'Enter Diagnostic Codes' and features a 'Diagnostic Code Selection' header with 'Save F7' and 'Cancel F8' buttons. Below the header, there are two columns of text boxes: 'Please add the diagnosis that can be made at this point (5 max.)' and 'Please add the reason for the visit if no diagnosis can be made (5 max.)'. Each column has five rows labeled 'Diagnosis 1' through 'Diagnosis 5' and 'Reason 1' through 'Reason 5'. On the right side, there is an 'Animal Details' panel with fields for 'Clinical' (28 AUG 15 10:16 Vet: PJ), 'Client' (Sandys Chartwell 27 Whistlers Lane), 'Phone', 'Mobile', 'Animal' (Zachariah Blue), 'Breed' (German Shepherd), 'Desc' (Black/Tan), 'DOB' (5 SEP 13), 'Sex' (M), and 'Age'.

1. Create or go to a Clinical Record.
2. Fill in the clinical record as required.
3. Click Save F7 – the Enter Diagnostic Codes screen will display as shown above.
4. Enter diagnosis and reason for the visit – up to five entries are allowed each. Start typing into the fields to narrow down the selection.

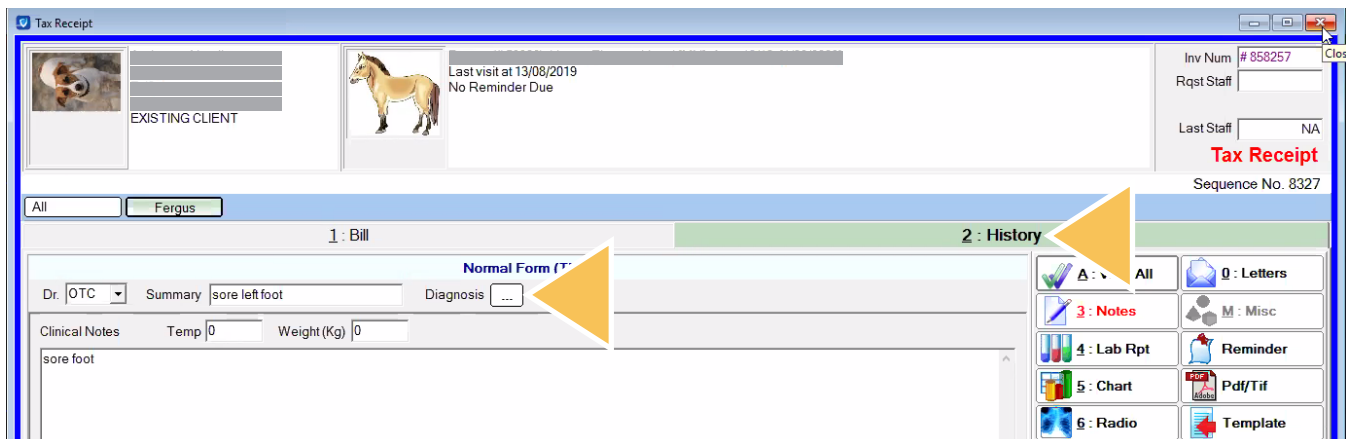
The diagnostic codes are from the 'Diagnoses' section of this booklet. The reason codes are from the 'Presenting Complaints', 'Procedures' and 'Diagnostic Tests' sections of this booklet.

5. Click 'Save' to save your changes.

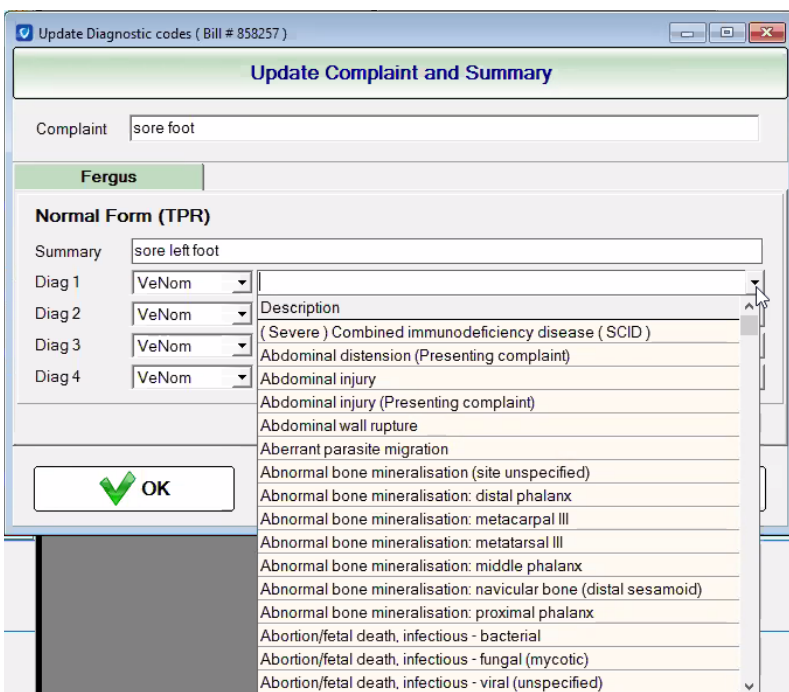


1. Create or go to a clinical record.
2. Go to the 'Presenting Problems' filed.
3. Begin typing in the 'Presenting Problem' search box to bring up associated codes.
4. Codes from the 'Diagnostic' section of this booklet begin with 'EQU-DIAG'.
5. Codes from the 'Presenting Complaints', 'Procedures' and 'Diagnostic Tests' sections of this booklet begin with 'EQU-PRES'.
6. Click the '+' icon to add more codes.

VetLinkSQL



1. Open bill.
2. Go to 'History' tab.
3. Click 'Diagnosis' button.



4. In the 'Update Diagnostic codes' pop-up select 'VeNom' in the Diag1 drop-down.
5. The codes then show when you open the drop-down next to it.
6. Scroll the list to find the diagnostic code you want to select, you can also type in characters to narrow down the list.
7. Up to four codes can be entered.
8. Click OK.

▶ Coding list

Here you will find the full coding lists for Vet Intel. They are based on the so-called VENOM codes, a clinical database dictionary maintained by the Royal Veterinary College in the UK. You can find out more about the codes at www.venomcoding.org/venom/VeNom_Codes.html

In principle they are four groups of codes:

- Diagnosis
- Presenting complaints
- Procedures
- Diagnostic tests

Any coded case is of value to us and you can assign multiple codes per case. If you can't find a code or have ideas on how the codes could be improved, please contact us – we welcome your input to further improve Vet Intel Equine.

Thank you for contributing to Vet Intel Equine!

Diagnoses

VeNom Terms – Diagnoses

(Nasofrontal) suturitis

(Progressive) ethmoidal haematoma

(Severe) combined immunodeficiency (SCID)

Aberrant parasite migration

Abnormal bone mineralisation

(site unspecified)

distal phalanx

metacarpal III

metatarsal III

middle phalanx

navicular (distal sesamoid)

proximal phalanx

Abortion/foetal death

(cause unspecified)

bacterial

fungal (mycotic)

twins

umbilical cord torsion

viral

viral, equine herpesvirus -1 (EHV-1)

viral, equine viral arteritis (EVA)

Abscess

(site unspecified)

apical/periapical (tooth root)

brain

corneal, stromal

epiglottic

foot (solar/subsolar)

gluteal

hepatic (liver)

injection site

intra-abdominal

neck

orbital

ovarian

VeNom Terms – Diagnoses

Abscess <i>cont.</i>	pectoral
	perirectal
	pharyngeal
	pleural
	pulmonary (lung)
	renal (kidney)
	retrobulbar
	retroperitoneal
	retropharyngeal
	spinal
	splenic
	umbilical
	urachal
uterine	
Absent tooth (teeth)	
Accidental drug (therapeutic) overdose	
Achondroplasia (dwarfism)	
Acidosis	
Acquired limb deformity	
Actinobacillosis	
Actinomycosis	
Acute lung injury (ALI)	
Acute respiratory distress syndrome (ARDS)	
Adamantinoma	(site unspecified)
	mandible
	maxilla
Adenocarcinoma	(site unspecified)
	intestinal
	mammary
	sinus
Adenoma	(site unspecified)
	pituitary
	thyroid
Adenovirus infection	
Adhesions	(site unspecified)
	cervix
	intra-abdominal
	intra-synovial
	scrotal
	uterine

VeNom Terms – Diagnoses

Adrenal insufficiency	
Adverse reaction	(cause unspecified)
	antibiotic
	antibiotic, penicillin
	blood transfusion
	non-steroidal anti-inflammatory drug (NSAID)
	plasma transfusion
	vaccine
African Horse Sickness (AHS)	
Agalactia	
Agammaglobulinaemia	
Air embolism	
Air embolism - venous	
Alar fold collapse	
Alar fold stenosis	
Albinism	
Alkalosis	
Allergic skin disease	
Alopecia areata	
Alveolitis	(type unspecified)
	fibrosing
Amelanotic (non-pigmented) melanoma	
Ameloblastic odontoma	
Ameloblastoma	
Ampullary blockage	
Amyloidosis	(type unspecified)
	cutaneous
	nasal
	systemic
Anaemia	(type unspecified)
	aplastic
	blood loss (haemorrhage)
	haemolytic
	haemolytic, immune mediated (IMHA)
	inadequate erythropoiesis
	iron deficiency
	myelophthisic
	non-regenerative
	regenerative
	of chronic disease

VeNom Terms – Diagnoses

Anagen defluxion	
Anaphylactic reaction (Anaphylaxis)	
Anaphylactoid reaction	
Anaplasmosis	
Angioedema	
Angiosarcoma - (site unspecified)	
Angular limb deformity	valgus, carpal (knee)
	valgus, metacarpophalangeal (MCP, fore fetlock)
	valgus, metatarsophalangeal (MTP, hind fetlock)
	valgus, tarsal (hock)
	varus, carpal (knee)
	varus, metacarpophalangeal (MCP, fore fetlock)
	varus, metatarsophalangeal (MTP, hind fetlock)
	varus, tarsal (hock)
Anhidrosis	
Aniridia	
Ankyloblephraon	
Anoestrus	(cause unspecified)
	behavioural (silent heat)
	seasonal
Anoplocepha (Tapeworm) infestation	
Anovulatory follicle	
Anterior segment dysgenesis	
Anthrax	
Aortic aneurysm	
Aortic valve regurgitation/insufficiency	
Aortic valve stenosis	
Aortocardiac fistula	
Aphakia	
Appaloosa parentage syndrome	
Acquired overgrowth of cheek teeth (sharp enamel points)	
Arabian fading syndrome	
Arachnoid cyst	
Arteriovenous (AV) fistula/malformation	
Arthrogryposis	
Arytenoid chondritis	
Arytenoid granuloma (chondroma)	
Asarid impaction	
Ascariasis	
Ascites	

VeNom Terms – Diagnoses

Aseptic bursitis	(site unspecified)
	atlantal
	bicipital (intertubercular)
	calcaneal
	carpal
	cunean
	navicular
	olecranon
	supraspinous
	trochanteric
	distal phalanx (P3, pedal bone)
Aspergillosis	
Ataxia	(type unspecified)
	cerebellar
	spinal
	vestibular
Atelectasis	
Atheroma (epidermal inclusion cyst)	
Atopic dermatitis	
Atresia ani (anal atresia)	
Atresia coli	
Atresia recti	
Atrial enlargement	left
	right
Atrial fibrillation (AF)	(type unspecified)
	paroxysmal
	sustained
Atrial premature complexes (APC)	
Atrial septal defect (ASD)	
Atrioventricular (AV) block	(degree unspecified)
	first degree
	second degree
	second degree, advanced
	third degree
Axial deviation of the aryepiglottic fold	
Azotaemia	
Azotaemia	pre-renal
	post-renal
	renal
Babesiosis	

VeNom Terms – Diagnoses

Balanoposthitis	
Band keratopathy	
Basal cell carcinoma	
Biliary atresia	
Biliary fibrosis	
Blepharitis	
Blepharoedema	
Blindness	(site unspecified)
	bilateral
	central
	peripheral
	unilateral
Bone oedema/necrosis	(unspecified)
	carpus
	distal phalanx
	metacarpal III
	metatarsal III
	middle phalanx
	navicular bone
	proximal phalanx
	tarsus
Bone sclerosis	
Bone sclerosis	proximal metacarpal III
	proximal metatarsal III
	third carpal bone
Bone sequestrum	
Bordetella bronchiseptica infection	
Borna disease	
Botryomycosis (bacterial granuloma)	
Botulism	
Brachial plexus avulsion/injury	
Brachygnathism - mandibular (parrot mouth, overbite)	
Bronchiectasis	
Bronchitis	
Bronchopleural fistula	
Bronchopneumonia	
Brucellosis	
Bullous pemphigoid	
Buphthalmos	
Burn/thermal/scald injuries	

VeNom Terms – Diagnoses

Cachexia	
Cachexia	cardiac
	cancer
Cadiac (heart) failure	
Caecal dysfunction	
Calcinosis circumscripta	
Calcinosis cutis	
Campylobacteriosis	
Candidiasis	
Carbohydrate (grain) overload	
Carcinoid	(site unspecified)
	gastric (stomach)
	large intestine
	small intestine
Carcinoma	(paranasal) sinus
	(site unspecified)
	biliary
	lung (pulmonary) parenchyma
	hepatic (liver)
	nasal
	ovarian
Cardiac (heart) arrhythmias	
Cardiac (heart) malformation	
Cardiac (heart) murmur	(description unspecified)
	continuous
	diastolic
	functional
	left and right sided
	left-sided
	right-sided
	systolic
Cardiac bradyarrhythmias	
Cardiac tachyarrhythmia	
Cardiac tamponade	
Cardiomegaly	
Cardiomyopathy	
Cardiopulmonary arrest	
Carpal bone collapse	
Castration complication (unspecified)	
Cataplexy	

VeNom Terms – Diagnoses

Cataract	(type unspecified)
	complete
	congenital
	incipient (immature)
	incomplete
	secondary, equine recurrent uveitis
	secondary, trauma
Cauda equina syndrome	
Cavernous haemangioma	
Cellulitis	
Cementoma	
Cerebellar abiotrophy	
Cerebral necrosis	
Cervical compressive myelopathy (CCM)	
Cervical incompetence	
Cervical rupture	
Cervical scar/fibrosis	
Cervical static stenosis (CSS)	
Cervical vertebral malformation (CVM)	
Cervical vertebral stenotic myelopathy (CVSM/Wobbler disease)	
Cervicitis	
Chalazion (meibomian cyst)	
Chemical injury	
Chlamydiosis	
Choanal atresia	
Cholangiohepatitis	
Cholangitis	
Cholelithiasis	
Cholestasis	
Cholesterol granuloma	
Chondrosarcoma	
Chorda tendinea rupture	(site unspecified)
	mitral valve
	tricuspid valve
Chorioptic mange (Leg and tail mite)	
Chorioretinitis	
Choroid plexus papilloma	
Chronic proliferative (villonodular) synovitis	(site unspecified)
	metacarpophalangeal (front fetlock) joint
	metatarsophalangeal (hind fetlock) joint

VeNom Terms – Diagnoses

Chyloabdomen	
Chylothorax	
Cleft palate	
Clipper rash	
Clostridial enterocolitis	
Clostridial myositis (Clostridial myonecrosis)	
Clostridiosis	
Clostridium difficile infection	
Clostridium perfringens infection	
Clostridium piliforme infection	
Coagulopathy (clotting disorders)	
Colibacillosis	
Colic	distension/tympanic
	impaction
	recurrent
	spasmodic/undifferentiated
	thromboembolic
Colitis	(type unspecified)
	antibiotic-associated
	eosinophilic
	lymphacytic
	NSAID-associated
	right dorsal
Colitis X	
Coloboma	(site unspecified)
	choroid
	ciliary body
	eyelid
	iris
	lens
	optic disc
	retina
	sclera
Colonic stricture	
Colonic tympany	
Compartment syndrome	
Complete disruption of the suspensory apparatus	
Conchal necrosis	
Congenital (viral) papillomatosis	
Congenital stationary night blindness (CSNB)	

VeNom Terms – Diagnoses

Congestive heart failure	(type unspecified)
	biventricular
	left-sided
	right-sided
Conjunctivitis	
Contact dermatitis	
Contagious equine metritis (CEM)	
Contagious pleuropneumonia	
Contracted foal syndrome	
Contracted tendons	
Cor pulmonale	
Corneal laceration	
Corneal oedema	
Corneal perforation	
Corneal sequestrum	
Corns	
Coronary band dystrophy	
Coronavirus infection	
Coronitis	
Corynebacterium pseudotuberculosis infection	
Cryptococcosis	
Cryptorchidism (rig)	(site unspecified)
	abdominal
	bilateral
	inguinal
	unilateral
Cryptosporidiosis	
Curly coat syndrome	
Cyathostomiasis (small red worm infestation)	
Cyclopia	
Cystitis	
Dacryocystitis	
Deciduous tooth retention	(site unspecified)
	cheek tooth (cap)
	incisor
Decubital ulcers (pressure sores)	
Deficiency	copper
	iodine
	iron
	selenium

VeNom Terms – Diagnoses

Deficiency <i>cont.</i>	vitamin A
	vitamin B
	vitamin D
	vitamin E
	zinc
Dehydration	
Delayed uterine involution	
Demodetic (follicular) mange	
Dental (tooth) fracture	canine(s)
	cheek tooth(teeth)
	incisor(s)
	wolf tooth(teeth)
Dental malocclusion	
Dental tartar/calculus	
Dentigerous cyst	
Dermatitis	(cause unspecified)
	bacterial, staphylococcal
	bacterial, streptococcal
Dermatophilosis	
Dermatophytosis	
Dermoid cyst	(site unspecified)
	conjunctival
	corneal
	eyelid
	scleral
Desmitis	(site unspecified)
	accessory ligament of DDFT (ALDDFT) desmitis
	accessory ligament of SDFT (ALSDFT) desmitis
	annular ligament
	collateral ligament of distal interphalangeal (DIP, coffin) joint
	collateral ligament of metacarpophalangeal (MCP, fore fetlock) joint
	collateral ligament of metatarsophalangeal (MTP, hind fetlock) joint
	collateral ligaments of the navicular (distal sesamoidean) bone
	cruciate ligament
	distal sesamoidean impar ligament
	dorsal sacroiliac ligament
	intercarpal ligament
	long plantar
oblique distal sesamoidean	
plantar ligament	

VeNom Terms – Diagnoses

Desmitis <i>cont.</i>	short distal sesamoidean
	straight distal sesamoidean
	suspensory ligament
	suspensory ligament, body
	suspensory ligament, branch
	suspensory ligament, proximal
Desmopathy (ligament injury)	(site unspecified)
	collateral ligament of tarsus
	collateral ligaments of cubital (elbow) joint
	cruciate
	intersesamoidean
	lateral collateral ligament of stifle
	medial collateral ligament of stifle
	medial palmar intercarpal ligament
	nuchal
	patella
	supraspinous
Detrusor muscle dysfunction	
Diabetes insipidus	(type unspecified)
	central
	nephrogenic
Diabetes mellitus	
Diabetes mellitus	primary
	secondary
Diarrhoea	antibiotic-associated
	clostridial
	coronavirus
	foal heat
	nutritional change
	rotavirus
	salmonellosis
Diastemata - cheek teeth	
Dilated cardiomyopathy	
Discoid lupus erythematosus	
Discospondylitis	
Discospondylosis	
Displacement - cheek teeth	
Disseminated intravascular coagulation (DIC)	
Distichiasis	
Diverticulitis	

VeNom Terms – Diagnoses

Dorsal displacement of soft palate (DDSP)

Dorsal metacarpal disease (bucked shins)

Duodenal stenosis/stricture

Duodenal ulceration

Duodenitis-proximal jejunitis

Duodentitis

Dysmaturity

Ear (aural) infection

Early pregnancy failure

Eclampsia

Ectopic cilia

Ectopic ureter(s)

Ectropion

Ehrlichiosis (granulocytic ehrlichiosis)

Ejaculatory failure

Emaciation

Enamel hypoplasia

Encephalitis (cause unspecified)

bacterial

parasitic

viral

Encephalomyelitis (cause unspecified)

Eastern equine (EEE)

Venezuelan equine (VEE)

Western equine (WEE)

Encephalopathy (cause unspecified)

hepatic (HE)

Endocardiosis

Endocarditis - bacterial

Endometrial atrophy

Endometrial cup retention

Endometrial cyst (s)

Endometrial fibrosis

Endometrial hyperplasia

Endometrial hypoplasia

Endometriosis

Endometritis (type unspecified)

acute

chronic

mating-induced

VeNom Terms – Diagnoses

Endometritis <i>cont.</i>	transient
Endophthalmitis	
Endothelial dystrophy/degeneration	
Endotoxaemia	
Enophthalmos	
Enostosis-like lesion	(site unspecified) humerus radius tibia
Enteritis	(type unspecified) anterior antibiotic-associated eosinophilic fungal granulomatous idiopathic focal eosinophilic (IFEE) lymphocytic-plasmacytic
Enterocolitis	(type unspecified) eosinophilic lymphocytic-plasmacytic necrotising
Enterolith	(site unspecified) large colon small colon
Enteropathy - Proliferative (Lawsonia)	
Enthesitis	
Enthesopathy	
Entropion	
Envenomation (snake bite)	
Eosinophilic dermatitis with collagen necrosis	
Eosinophilic granuloma (collagenolytic granuloma)	
Eosinophilic plaque	
Epenymoma	
Eperythrozoonosis	
Epidermoid cyst	
Epidermolysis bullosa	
Epididymitis	
Epiglottic entrapment	
Epiglottic hypoplasia/flaccidity	
Epiglottic retroversion	

VeNom Terms – Diagnoses

Epiglottitis	
Epilepsy	(type unspecified)
	focal
	generalised
	neonatal
Epitheliogenesis imperfecta (aplasia cutis)	
Equine asthma	(severity unspecified)
	mild/moderate
	severe
Equine coital exanthema (EHV-3 infection)	
Equine cutaneous mastocytosis	
Equine glandular gastric disease (EGGD)	
Equine squamous gastric disease (ESGD)	
Equine gastric ulcer syndrome (EGUS)	
Equine grass sickness (EGS)	(chronicity unspecified)
	acute
	chronic
	subacute
Equine herpesvirus (EHV) infection	
Equine herpesvirus 1 (EHV1) infection	
Equine herpesvirus 2 (EHV-2) infection	
Equine herpesvirus 3 (EHV-3) infection	
Equine herpesvirus 4 (EHV-4) infection	
Equine herpesvirus 5 (EHV-5) infection	
Equine herpesvirus 6 (EHV-6) infection	
Equine herpesvirus 7 (EHV-7) infection	
Equine herpesvirus 8 (EHV-8) infection	
Equine infectious anaemia (EIA)	
Equine influenza (EI)	
Equine insect-bite hypersensitivity (sweet itch)	
Equine metabolic syndrome (EMS)	
Equine monocytic ehrlichiosis (Potomac horse fever)	
Equine motor neuron disease (EMND)	
Equine nodular eosinophilic vasculitis and arteritis	
Equine recurrent uveitis (ERU)	
Equine rhino/rhinitis virus (ERV)	
Equine viral arteritis (EVA)	
Equine viral papular dermatosis	
Equine viral rhinipneumonitis	
Ergot alkaloid poisoning	

VeNom Terms – Diagnoses

Erractic oestrus behaviour	post-partum
	spring transition
Erythema multiforme	
Escherichia coli infection	
Excessive smegma	
Exercise-induced pulmonary haemorrhage (EIPH)	
Exfoliative eosinophilic dermatitis	
Exophthalmos	
Exostosis	(site unspecified)
	metacarpal II (medial splint)
	metacarpal III (front cannon)
	metacarpal IV (lateral splint)
	metatarsal II (medial splint)
	metatarsal III (hind cannon)
	metatarsal IV (lateral splint)
Exuberant granulation tissue (proud flesh)	
Eyelid agenesis	
Factor IX deficiency	
Factor VIII deficiency (Haemophilia A)	
Factor XI deficiency	
Faecolith	
Failure of passive transfer (FPT)	(type unspecified)
	complete
	partial
Fascioliasis (liver fluke)	
Fibroleiomyoma	
Fibroma	
Fibrosarcoma	
Flail chest	
Flexor tendon laxity	
Flexural deformity	(site unspecified)
	distal interphalangeal (DIP, coffin) joint
	metacarpophalangeal (MCP, front fetlock) joint
	metatarsophalangeal (MTP, hind fetlock) joint
Fly bite	
Fly worry	
Foal immunodeficiency syndrome	
Foetal hypermotility	
Foetal malpresentation	
Foetal mummification	

VeNom Terms – Diagnoses

Folliculitis	(type unspecified)
	bacterial
	bacterial, staphylococcal
	bacterial, streptococcal
	pastern
	truncal
Food hypersensitivity	
Food intolerance	
Foot imbalance	dorsopalmar/plantar
	lateromedial
Foot pain	
Forage mites	
Foreign body	(site unspecified)
	corneal
	gastric (stomach)
	intra-ocular
	large intestinal
	laryngeal
	limb
	nasal
	oesophageal
	oral (mouth)
	peritoneal
	pharyngeal
	small intestinal
	third eyelid/nictitating membrane
	thoracic
tracheobronchial	
Fourth branchial arch defect (4BAD)	
Fracture	(site unspecified)
	avulsion
	chip
	closed
	communiuted
	greenstick
	incomplete
	intra-articular
	oblique
	open
	pathological

VeNom Terms – Diagnoses

Fracture <i>cont.</i>	Salter-Harris Type I
	Salter-Harris Type II
	Salter-Harris Type III
	Salter-Harris Type IV
	Salter-Harris Type V
	saucer
	simple
	slab
	spiral
	stress
Fracture complication	transverse
	delayed union/non-union
Fracture of back	malunion
Fracture of forelimb	(bone unspecified)
	accessory carpal bone
	distal phalanx (P3, pedal bone)
	distal phalanx (P3, pedal bone), type I
	distal phalanx (P3, pedal bone), type II
	distal phalanx (P3, pedal bone), type III
	distal phalanx (P3, pedal bone), type IV (extensor process)
	distal phalanx (P3, pedal bone), type V
	distal phalanx (P3, pedal bone), type VI (solar margin)
	first carpal bone
	fourth carpal bone
	humerus
	humerus, deltoid tuberosity
	humerus, diaphyseal
	humerus, greater tubercle
	humerus, lesser tubercle
	humerus, proximal physeal
	intermediate carpal bone
	metacarpal II (MC2, medial splint)
	metacarpal II (MC2, medial splint), distal
	metacarpal II (MC2, medial splint), proximal
	metacarpal III (MC3, cannon)
	metacarpal III (MC3, cannon), avulsion from suspensory ligament origin
	metacarpal III (MC3, cannon), diaphyseal
	metacarpal III (MC3, cannon), distal
	metacarpal III (MC3, cannon), dorsal cortical

VeNom Terms – Diagnoses

Fracture of forelimb *cont.*

metacarpal III (MC3, cannon), lateral condylar

metacarpal III (MC3, cannon), medial condylar

metacarpal III (MC3, cannon), proximal

metacarpal IV (MC4, lateral splint)

metacarpal IV (MC4, lateral splint), distal

metacarpal IV (MC4, lateral splint), proximal

middle phalanx (P2, short pastern)

middle phalanx (P2, short pastern), dorsal

middle phalanx (P2, short pastern), palmar eminence

navicular (distal sesamoid bone)

ossified collateral cartilage of distal phalanx

proximal phalanx (P1, long pastern)

proximal phalanx (P1, long pastern), dorsal frontal

proximal phalanx (P1, long pastern), proximal palmar/plantar

proximal phalanx (P1, long pastern), sagittal

proximal sesamoid bone (PSB)

proximal sesamoid bone (PSB), abaxial

proximal sesamoid bone (PSB), apical

proximal sesamoid bone (PSB), axial

proximal sesamoid bone (PSB), basilar

proximal sesamoid bone (PSB), mid-body

radial carpal bone

radius

scapula

scapula, body

scapula, spine

scapula, supraglenoid tubercle

second carpal bone

third carpal bone

ulna

ulna, olecranon

ulnar carpal bone

Fracture of hindlimb

(bone unspecified)

calcaneus

calcaneus, sustentaculum tali

central tarsal bone

distal phalanx (P3, pedal bone)

distal phalanx (P3, pedal bone), type I

distal phalanx (P3, pedal bone), type II

distal phalanx (P3, pedal bone), type III

VeNom Terms – Diagnoses

Fracture of hindlimb *cont.*

distal phalanx (P3, pedal bone), type IV (extensor process)

distal phalanx (P3, pedal bone), type V

distal phalanx (P3, pedal bone), type VI (solar margin)

femur

femur, diaphyseal

femur, distal physeal

femur, greater trochanter

femur, proximal physeal

femur, third trochanter

fibula

fourth tarsal bone

metatarsal II (MT2, medial splint)

metatarsal II (MT2, medial splint), distal

metatarsal II (MT2, medial splint), proximal

metatarsal III (MT3, cannon)

metatarsal III (MT3, cannon), avulsion from suspensory ligament origin

metatarsal III (MT3, cannon), diaphyseal

metatarsal III (MT3, cannon), distal

metatarsal III (MT3, cannon), dorsal cortical

metatarsal III (MT3, cannon), lateral condylar

metatarsal III (MT3, cannon), medial condylar

metatarsal III (MT3, cannon), proximal

metatarsal IV (MT4, lateral splint)

metatarsal IV (MT4, lateral splint), distal

metatarsal IV (MT4, lateral splint), proximal

middle phalanx (P2, short pastern)

middle phalanx (P2, short pastern), dorsal

middle phalanx (P2, short pastern), plantar eminence

navicular (distal sesamoid bone)

ossified collateral cartilage of distal phalanx

patella

proximal phalanx (P1, long pastern)

proximal phalanx (P1, long pastern), dorsal frontal

proximal phalanx (P1, long pastern), proximal palmar/plantar

proximal phalanx (P1, long pastern), sagittal

proximal sesamoid bone (PSB)

proximal sesamoid bone (PSB), abaxial

proximal sesamoid bone (PSB), apical

proximal sesamoid bone (PSB), axial

proximal sesamoid bone (PSB), basilar

VeNom Terms – Diagnoses

Fracture of hindlimb <i>cont.</i>	proximal sesamoid bone (PSB), mid-body
	talus
	third tarsal bone
	tibia
	tibia, diaphyseal
	tibia, distal physeal
	tibia, lateral malleolar
	tibia, medial malleolar
	tibia, proximal physeal
	tibia, tibial tuberosity
Fracture of hyoid apparatus	
Fracture of hyoid apparatus - stylohyoid	
Fracture of neck	
Fracture of pelvis	(site unspecified)
	ilial shaft
	ilial wing
	ischium
	pubis
	tuber coxae
	tuber ischii
Fracture of rib(s)	
Fracture of skull	(bone unspecified)
	basisphenoid bone
	frontal bone
	incisive bone
	lacrimal bone
	mandible
	maxilla
	nasal bone
	occipital bone
	orbit
	parietal bone
	temporal bone
	zygomatic bone
Fracture of vertebral column	(site unspecified)
	cervical
	coccygeal
	lumbar
	sacrum
	thoracic

VeNom Terms – Diagnoses

Fracture of vertebral column <i>cont.</i>	thoracic, dorsal spinous process
Frostbite	
Fungal granuloma	
Furunculosis	(cause unspecified)
	bacterial
	bacterial, staphylococcal
	bacterial, streptococcal
Gangrene	
Gasterophilus infestation (Botfly, Bots)	
Gastric (stomach) rupture	
Gastric (stomach) ulceration	
Gastritis	
Gastroduodenal ulceration	
Gastrointestinal stromal cell tumour	
Gastro-oesophageal reflux	
Generalised eosinophilic disorder	
Giardiasis	
Gingivitis	
Girth gall	
Glanders (Farcy)	
Glaucoma	(type unspecified)
	congenital
	secondary
Glioma	(site unspecified)
	brain
	spinal
Glomerulonephritis	(chronicity unspecified)
	acute
	chronic
Glossitis	
Glycogen branching enzyme deficiency	
Goitre	
Gonadal dysgenesis	
Granulosa cell tumour (GCT)	(site unspecified)
	ovarian
	testicular
Guttural pouch chondroids	
Guttural pouch empyema	
Guttural pouch mycosis	
Guttural pouch tympany	

VeNom Terms – Diagnoses

Habronemiasis	
Haemangioma	
Haemangiosarcoma	(site unspecified)
	conjunctival
	disseminated
	lung
	splenic
Haemarthrosis	(site unspecified)
	carpus
	carpus, antebrachiocarpal (radiocarpal) joint
	metacarpophalangeal (front fetlock) joint
	metatarsophalangeal (hind fetlock) joint
	tarsus (hock)
	tarsus (hock), tarsocrural joint
Haematocoele	
Haematoma	
Haematuria	
Haematuria	exercise-induced
	renal
	urethral rent
Haemoglobinuria	
Haemoglobinuria - post-partum	
Haemolytic uraemic syndrome	
Haemopericardium	
Haemoperitoneum (haemoabdomen)	
Haemorrhage	(type unspecified)
	arterial laceration
	guttural pouch
	post-partum
	renal
	splenic
	surgical
	umbilical blood loss
	vascular rupture
Haemospermia	
Haemothorax	
Hamartoma	
Headshaking	(type unspecified)
	idiopathic
	photic

VeNom Terms – Diagnoses

Heat exhaustion	
Heel bulb (overreach) injury	
Hepatic (liver) failure	(chronicity unspecified)
	acute
	chronic
Hepatic (liver) lipodosis	
Hepatitis	(type unspecified)
	acute
	bacterial
	chronic
	chronic active
	parasitic
	viral
Hepatocutaneous syndrome	
Hepatopathy (liver disease)	
Hepatotoxicity	
Hernia	(site unspecified)
	abdominal
	diaphragmatic
	incisional
	mesenteric
	inguinal
	Richter's
	scrotal
	umbilical
	umbilical (omphalocele)
Histoplasmosis	
Hoof wall asymmetry	
Hoof wall crack	
Hoof wall crack - quarter	
Hoof wall separation	
Horner's syndrome	
Horsepox (vaccina)	
Hyalitis	
Hydatid cyst (Echinococcus)	
Hydrancephaly (Normotensive hydrocephalus)	
Hydroallantois (hydrops allantois)	
Hydrocephalus	
Hydrocoele	(site unspecified)
	tunica vaginalis

VeNom Terms – Diagnoses

Hydronephrosis	
Hydrops amnion	
Hydrosalpinx	
Hydroureter	
Hygroma	(site unspecified)
	carpal
Hyperadrenocorticism	(type unspecified)
	adrenal-dependent
	iatrogenic
Hyperammonaemia	(cause unspecified)
	intestinal
Hypercalcaemia - (cause unspecified)	
Hypercalcaemia of malignancy	
Hypercoagulable state	
Hyperelastosis cutis	
Hyperglycaemia	
Hyperinsulinaemia	
Hyperkalaemia	
Hyperkalaemic periodic paralysis (HYPP)	
Hyperlipaemia	
Hyperlipidaemia	
Hypermagnesaemia	
Hypernatraemia	
Hyperparathyroidism	(type unspecified)
	primary
	secondary, nutritional
	secondary, renal
Hypersensitivity (allergic) skin disorder	
Hypertension - pulmonary	
Hyperthyroidism	
Hypertriglyceridaemia	
Hypertrophic osteopathy (Marie's disease)	
Hypoadrenocorticism	
Hypocalcaemia	
Hypocalcaemia tetany	
Hypodermiasis (Warbles)	
Hypoglycaemia	
Hypoglycaemia - neonatal	
Hypokalaemia	
Hypomagnesaemia	

VeNom Terms – Diagnoses

Hypomagnesaemia of tetany	
Hyponatraemia	
Hypoparathyroidism	(type unspecified)
	primary
	secondary
Hypoplastic left heart	
Hypothyroidism	(type unspecified)
	primary
	secondary
	tertiary
Hypotrichosis	
Ileal hypertrophy	
Ileocolonic aganglionsis	
Ileus	(type unspecified)
	primary
	secondary
	secondary, post-operative (POI)
Immune-mediated arthritis	
Immunodeficiency disorder	(type unspecified)
	primary
	secondary
Impaction	(site unspecified)
	caecal
	gastric (stomach)
	large colon
	large colon, pelvic flexure
	small colon
	small intestine
	small intestine, ileal
Impinging (overriding) dorsal spinal processes (kissing spines)	
Impotence	
Incomplete ossification - carpal +/- or tarsal bones	
Infectious (septic) osteitis	
Infertility - psychological	
Inflammatory airway disease (IAD)	
Inflammatory bowel disease (IBD)	
Infundibular caries	
Injury - sarcoiliac (SI) joint	
Insect bite or sting	
Insulin resistance (IR)	

VeNom Terms – Diagnoses

Intermammary intertrigo/irritation	
Intersex	(type unspecified)
	female psudeohermaphrodite
	male psudeohermaphrodite
	true hermaphrodite
Interstitial (Leydig) cell tumour	
Interstitial nephritis	acute
	chronic
Intestinal atresia	
Intestinal displacement	(site unspecified)
	large colon
	large colon, retroflexion
	left dorsal displacement (LDD, nephrosplenic entrapment)
	right dorsal displacement (RDD)
Intestinal infarction	
Intestinal obstruction	(site unspecified)
	large colon
	small colon
	small intestine
Intestinal perforation	(site unspecified)
	caecal
	large colon
	small colon
	small intestine
Intestinal rupture	(site unspecified)
	caecal
	large colon
	small colon
	small intestine
Intestinal strangulation	(site unspecified)
	large colon
	small colon
	small intestine
	small intestine, epiploic foramen
	small intestine, mesenteric defect
	small intestine, Meckel's diverticulum
	small intestine, mesodiverticular band
	small intestine, pedunculated lipoma
Intestinal torsion/volvulus	(site unspecified)
	caecal

VeNom Terms – Diagnoses

Intestinal torsion/volvulus <i>cont.</i>	large colon
	small colon
	small intestine
Intoxication (poisoning)	(cause unspecified)
	Allium genus (onion)
	antibiotic, aminoglycoside
	blister beetle
	Brassica species
	bracken fern
	buttercup
	cantharidin
	heavy metal (lead, arsenic, mercury)
	horsetail
	iodine
	ivermectin/moxidectin
	lathyrism
	leucenosis
	mycotoxicosis
	nitrate/nitrite
	non-steroidal anti-inflammatory drug (NSAID)
	pyrrolizidine alkaloid (Ragwort)
	radiation
	rodenticide (warfarin/dicourmal)
	selenium
	St. John's wort
	stinging nettles
sweet clover	
sycamore	
vitamin D	
Intracarotid injection	
Intussusception	(site unspecified)
	caecocaecal
	caecocolic
	ileocaecal
	ileocolic
	ileoileal
	jejunoileal
	jejunojejunal
	large colon
Iris cyst	

VeNom Terms – Diagnoses

Iris hypoplasia (atrophy)	
Iris prolapse	
Joint dysplasia	(site unspecified)
	coxofemoral (hip)
	scapulohumeral (shoulder)
Joint instability	
Joint luxation	(site unspecified)
	atlantoaxial
	carpus
	coxofemoral (hip)
	cubital (elbow)
	metacarpophalangeal (front fetlock)
	metatarsophalangeal (hind fetlock)
	proximal interphalangeal (pastern)
	scapulohumeral (shoulder)
	stifle
	tarsus (hock)
	temporomandibular (TMJ)
Joint subluxation	
Joint subluxation	atlantoaxial
	carpus
	coxofemoral (hip)
	cubital (elbow)
	metacarpophalangeal (MCP) joint
	metatarsophalangeal (MTP) joint
	proximal interphalangeal (PIP) joint
	scapulohumeral (shoulder)
	tarsus (hock)
	temporomandibular
Keratitis	(type unspecified)
	bacterial
	eosinophilic
	immune-mediated
	mycotic (fungal)
	superficial
	superficial punctate
	traumatic
	viral
Keratoconjunctivitis	(type unspecified)
	eosinophilic

VeNom Terms – Diagnoses

Keratoconjunctivitis sicca (KCS)	
Keratoma	
Keratopathy	
Klebsiella pneumoniae infection	
Lactic acidosis	
Laminitis	(chronicity unspecified)
	acute
	chronic
	supporting limb
Large colon tympany	
Laryngeal collapse	
Laryngeal granuloma	
Laryngeal hemiplegia	
Laryngeal obstruction	
Laryngeal paralysis	(type unspecified)
	acquired
	idiopathic
Laryngeal paresis	
Laryngeal scarification	
Laryngeal web	
Laryngitis	
Lavendar foal syndrome	
Leiomyoma	(site unspecified)
	large colon
	small colon
	small intestine
	urinary bladder
	uterus
Leiomyosarcoma	(site unspecified)
	large colon
	small colon
	small intestine
	urinary bladder
	uterus
Leishmaniasis	
Lens luxation	(type unspecified)
	anterior
	posterior
Lens rupture	
Leptospirosis	

VeNom Terms – Diagnoses

Lethal white foal syndrome	
Leukaemia	(type unspecified)
	granulocytic
	monocytic
	myelomonocytic
Leukoderma	
Leukoencephalomalacia	
Leukotrichia	(type unspecified)
	hyperaesthetic
	reticulated
	spotted
Ligament rupture	suspensory
	teres
Linear alopecia	
Linear keratosis	
Lipoma	
Listeriosis	
Lung bulla	
Lung lobe torsion	
Lungworm (Dictyocaulus arnfieldi)	
Lyme disease (Borreliosis)	
Lymphadenitis	
Lymphadenopathy	(type unspecified)
	generalised
	mandibular (submandibular)
	mesenteric
	retropharyngeal
Lymphangiectasia	
Lymphangitis	(type unspecified)
	epizootic
	sporadic/idiopathic
	ulcerative
Lymphoedema	
Lymphoedema - chronic, progressive	
Lymphoma	(site unspecified)
	alimentary/intestinal/abdominal
	cutaneous
	generalised/multicentric
	mediastinal
Lymphosarcoma	

VeNom Terms – Diagnoses

Malabsorption syndrome	
Malassezia dermatitis	
Malignant fibrous histiocytoma	
Malignant hyperthermia	
Malignant melanoma	
Malnutrition	
Mane and tail dystrophy	
Marble (uterus)	
Mast cell tumour	
Mast cell tumour - cutaneous	
Mastitis	(cause unspecified)
	bacterial
	fungus
	yeast infection
Meckel's diverticulum	
Meconium impaction (retention)	
Mediastinitis	
Medical care complication	
Medulloepithelioma	
Megalocornea	
Megalophthalmos	
Megaoesophagus	
Melanoma/melanosis (cutaneous)	
Melanoma	(site unspecified)
	central nervous system
	guttural pouch
	lip
	parotid
	perianal
	periocular
	tail
Meningioma	
Meningitis	(type unspecified)
	aseptic (sterile)
	septic (bacterial)
	viral
Meningoencephalitis	
Meniscal injury	
Meniscal injury - femorotibial	
Mesothelioma	

VeNom Terms – Diagnoses

Metabolic acidosis

Metabolic alkalosis

Methaemoglobinuria

Methicillin-resistant staphylococcus aureus (MRSA) infection

Metritis

Metritis - post-partum

Microcornea

Microphakia

Microphthalmos

Mineralisation (ossification) of collateral cartilages of distal phalanx (side bone)

Mitral regurgitation/insufficiency

Mitral valve prolapse

Molluscum contagiosum

Monorchidism

Multiple congenital ocular anomalies (MCOA) syndrome

Multiple organ dysfunction syndrome (MODS)

Multisystemic eosinophilic epitheliotropic disease (MEED)

Muscle rupture

(site unspecified)

abdominal wall

diaphragmatic

longus capitus (ventral straight muscles of head)

peroneus tertius (fibularis tertius)

quadriceps femoris

rectus capitis ventralis

serratus ventralis

Muscle spasm (cramp)

Muscular strain

Muscular tear

Myalgia (muscle pain)

Mycetoma

Mycoplasmosis

Mycosis fungoides

Myelitis

Myeloencephalitis

Myeloencephalomyelitis

(cause unspecified)

West Nile Virus (WNV)

Myeloencephalopathy

Equine degenerative (EDM)

Equine herpesvirus-1 (EHV-1)

Equine protozoal (EPM)

Myeloma

VeNom Terms – Diagnoses

Myeloproliferative disorder	
Myiasis (Blowflies)	
Myocardial fibrosis	
Myocardial ischaemia	
Myocarditis	
Myoglobinuria	
Myometrial incompetence	
Myopathy	(unspecified)
	atypical
	fibrotic
	nutritional (white muscle disease)
	ossifying
	polysaccharide storage (PSSM)
Myositis	
Myotonia	
Nail bind (close nail)	
Nail prick	
Narcolepsy	
Nasal mycosis	
Nasal paralysis	
Nasal polyp	
Nasolacrimal duct atresia	
Nasolacrimal duct obstruction	
Nasolacrimal punctal atresia (imperforate punctum)	
Nasopharyngeal collapse	
Navicular syndrome (caudal heel pain)	
Necrosis of collateral cartilages of distal phalanx (quittor)	
Neonatal goitre	
Neonatal isoerythrolysis (NI)	
Neonatal maladjustment syndrome	
Neonatal prematurity	
Neoplasia	(paranasal) sinus
	(site unspecified)
	adrenal
	aural (ear)
	bone
	brain
	bronchial
	caecal
	clitoral

VeNom Terms – Diagnoses

Neoplasia *cont.*

conjunctival

corneal

cutaneous (skin)

dental

eyelid

facial

gastric (stomach)

guttural pouch

hepatic (liver)

hoof

large colon

laryngeal

lip

mandibular bone

maxillary bone

mediastinal

muscle

nasal

ocular (eye)

oesophageal

oral(mouth)

ovarian

pancreatic

penile

perineal

pharyngeal

pituitary

preputial

pulmonary (lung)

rectal

renal (kidney)

retrobulbar

salivary

scrotal

small colon

small intestine

spinal

splenic

testicular

third eyelid (nictitating membrane)

VeNom Terms – Diagnoses

Neoplasia <i>cont.</i>	thoracic wall
	thyroid
	tongue (lingual)
	tracheal
	urethral
	urinary bladder
	uterine
	vulval
Neoplasm	benign
	malignant
	primary
	secondary
Neoplastic metastasis	(to site unspecified)
	to central nervous system (CNS)
	to liver (hepatic)
	to lung (pulmonary)
	to lymph node(s)
	to spleen
Neospora infection	
Nephroblastomas	
Nephrotic syndrome	
Neurofibroma	
Neurofibrosarcoma	
Neuroma	
Nocardiosis	
Not pregnant	
Nyctalopia (night blindness)	
Oesophageal diverticulum	
Oesophageal dysmotility	
Oesophageal fistula	
Oesophageal impaction (choke)	
Oesophageal intramural cyst	
Oesophageal obstruction (choke)	
Oesophageal rupture	
Oesophageal stenosis/stricture	
Oesophageal ulceration	
Oesophagitis	
Oestrus	
Oestrus	persistent
	silent

VeNom Terms – Diagnoses

Oligodontia	
Oligospermia	
Omphalitis	
Omphaloarteritis	
Omphalophlebitis	
Onchocerciasis	
Optic nerve atrophy	
Optic nerve degeneration	
Optic nerve hypoplasia	
Optic neuritis	
Orbital cellulitis	
Orchitis	
Oroanasal fistula	
Orosinus fistula	
Osseous cyst-like lesion	(site unspecified)
	carpus, first carpal bone
	carpus, radial carpal bone
	carpus, second carpal bone
	carpus, ulnar carpal bone
	distal phalanx
	femur
	humerus
	metacarpal III (MC3, front cannon)
	metatarsal III (MT3, hind cannon)
	middle phalanx (P2, short pastern)
	proximal phalanx (P1, long pastern)
	proximal sesamoid bone
	radius
	tibia
Ossifying fibroma	
Osteitis	(site unspecified)
	humeral
	trochanteric
Osteoarthritis (degenerative joint disease)	(site unspecified)
	carpus
	carpus, antebrachiocarpal (radiocarpal) joint
	carpus, carpometacarpal joint
	carpus, middle carpal joint
	coxofemoral (hip) joint
	cubital (elbow) joint

VeNom Terms – Diagnoses

Osteoarthritis (degenerative joint disease) <i>cont.</i>	distal interphalangeal (DIP, coffin) joint
	metacarpophalangeal (MCP, front fetlock) joint
	metatarsophalangeal (MT3, hind fetlock) joint
	proximal interphalangeal (PIP, pastern) joint
	scapulohumeral (shoulder) joint
	stifle
	stifle, femoropatellar joint
	stifle, lateral femorotibial joint
	stifle, medial femorotibial joint
	tarsus (hock)
	tarsus (hock), distal intertarsal (centrodistal) joint
	tarsus (hock), distal tarsal joint(s)
	tarsus (hock), proximal intertarsal joint
	tarsus (hock), talocalcaneal joint
	tarsus (hock), tarsocrural joint
	tarsus (hock), tarsometatarsal joint
	temporomandibular joint (TMJ)
	vertebral column, cervical articular facets
	vertebral column, thoracic articular facets
	Osteochondritis dissecans (OCD)
femur	
femur, intertrochlear groove	
femur, lateral trochlear ridge	
femur, medial trochlear ridge	
humerus	
humerus, distal	
metacarpal III (MC3, front cannon)	
metacarpal III (MC3, front cannon), sagittal ridge	
metatarsal III (MT3, hind cannon)	
metatarsal III (MT3, hind cannon), sagittal ridge	
middle phalanx (P2, short pastern)	
middle phalanx (P2, short pastern), proximal	
patella	
proximal phalanx (P1, long pastern)	
proximal phalanx (P1, long pastern), distal	
radial carpal bone	
radius	
radius, distal	
radius, proximal	
third carpal bone	

VeNom Terms – Diagnoses

Osteochondritis dissecans (OCD) <i>cont.</i>	tibia
	tibia, distal intermediate ridge
	tibia, lateral malleolus
	tibia, medial malleolus
	ulna
Osteochondroma	(site unspecified)
	carpus
	radius
Osteochondromatosis	
Osteochondrosis	(site unspecified)
	carpus
	cubital (elbow)
	metacarpophalangeal (MCP, front fetlock) joint
	metatarsophalangeal (MTP, hind fetlock) joint
	proximal interphalangeal (PIP, pastern) joint
	scapulohumeral (shoulder) joint
	stifle
	stifle, femoropatellar joint
	stifle, lateral femorotibial joint
	stifle, medial femorotibial joint
	tarsus (hock)
	tarsus (hock), tarsocrural joint
Osteogenesis imperfecta	
Osteoma	
Osteomyelitis	(site unspecified)
	calcaneus
	vertebral
Osteosarcoma	
Otitis	(type unspecified)
	externa
	interna
	media
Ovarian cyst	
Ovarian dysgenesis	
Ovarian haematoma	
Ovarian hypoplasia	
Oviduct obstruction	
Oviduct salpingitis	
Ovulatory failure	
Oxyuriasis (pinworm)	

VeNom Terms – Diagnoses

Palatal instability
Palatitis
Palmar/Plantar annular ligament (PAL) syndrome
Pancreatitis
Pancytopenia
Panniculitis
Panophthalmitis
Panosteitis
Parafollicular cell (C-cell) tumour
Paraneoplastic syndrome
Para-ovarian cyst
Paraphimosis
Parascariasis
Parasitism - (type unspecified)
Parotiditis (salivary glands)
Parturient paresis
Pastern and cannon leucocytoclastic vasculitis (PCLV)
Pastern dermatitis
Pasteurellosis
Patellar luxation
Patent (persistent) foramen ovale
Patent (persistent) urachus
Patent ductus arteriosus (PDA)
Pediculosis (lice)
Pemphigus complex
Pemphigus foliaceus
Pemphigus vulgaris
Penile hypoplasia
Penile paralysis
Pentalogy of Fallot
Periapical infection
Periarticular laxity
Pericardial effusion
(type unspecified)
idiopathic
infective/septic
neoplastic
traumatic
Pericarditis
(type unspecified)
constrictive
effusive

VeNom Terms – Diagnoses

Pericarditis <i>cont.</i>	fibrinous
Perineal laceration	(degree unspecified)
	first degree
	second degree
	third degree
Periodontitis	
Periodontal disease	
Peripheral neuropathy	(site unspecified)
	brachial plexus
	facial paralysis
	femoral paralysis
	peroneal (fibular) paralysis
	radial paralysis
	sciatic paralysis
	suprascapular (sweeney) paralysis
	tibial paralysis
Peritonitis	(unspecified)
	aseptic
	septic
Persistent hyaloid artery	
Persistent hymen	
Persistent hyperplastic primary vitreous	
Persistent hyperplastic tunica vasculosa lentis	
Persistent pupillary membrane (PPM)	
Persistent right aortic arch (PRRA)	
Persistent truncus arteriosus	
Phaeochromocytoma	
Pharyngeal collapse	
Pharyngeal cyst	
Pharyngeal lymphoid hyperplasia	
Pharyngeal obstruction	
Pharyngeal paralysis	
Pharyngitis	
Phimosis	
Photodermatitis	(cause unspecified)
	hepatogenous
	primary
Phthisis bulbi	
Phytitis	(site unspecified)
	radius

VeNom Terms – Diagnoses

Phyisitis <i>cont.</i>	tibia
Phytobezoar	
Pinnal acanthosis (aural plaques)	
Piroplasmosis (Babesiosis)	
Pituitary pars intermedia dysfunction (PPID)	
Placental insufficiency	
Placentitis	(type unspecified)
	generalised
	localised
Plasma cell myeloma	
Pleural effusion	
Pleural fibrosis	
Pleuritis	
Pleuropneumonia	
Pneumomediastinum	
Pneumonia	aspiration
	aspiration, feed
	aspiration, meconium
	bacterial
	bacterial, <i>Pneumocystis cairnii</i>
	bacterial, rhodococcal
	bacterial, streptococcal
	eosinophilic
	fungal
	interstitial
	parasitic
	protozoal
	viral
Pneumonia (unspecified)	
Pneumothorax	
Pneumovagina	
Pododermatitis circumscripta	
Polioencephalomalacia (cerebral cortical necrosis)	
Polyarthritis	
Polycystic kidney disease	
Polycythaemia	absolute, primary
	absolute, secondary
	relative
Polycythaemia (Erythrocytosis)	
Polycythaemia vera	

VeNom Terms – Diagnoses

Polydactyly	
Polyp	
Polysynovitis	
Polysynovitis - immune-mediated	
Poor libido	
Poor semen quality	
Portosystemic shunt	
Post-anaesthetic complication	cerebral necrosis
	malignant hyperthermia
	myelopathy
	myopathy (site unspecified)
	myopathy, gluteals
	myopathy, triceps
	neuropathy (site unspecified)
	neuropathy, facial
	neuropathy, femoral
	neuropathy, radial
Post-operative complication	(complication unspecified)
	adhesions
	colic
	evisceration
	gastrointestinal anastomotic dehiscence
	haemorrhage
	hydrocele
	implant failure
	implant, infection
	incisional hernia
	infection
	oedema
	pain
	scirrhous cord
	self-inflicted trauma
	septic peritonitis
	seroma
	short bowel syndrome
	wound breakdown
	wound infection
Pregnancy	single
	twins
Premature lactation	

VeNom Terms – Diagnoses

Premature placental separation
Priapism
Primary surfactant deficiency
Progesterone deficiency
Prognathism - maxillary (sow mouth, underbite)
Progressive atraumatic breakdown of the hindlimb suspensory ligament
Progressive retinal atrophy (PRA)
Proliferative pododermatitis (canker)
Prolonged dioestrus
Prolonged gestation
Prostatitis
Protein-losing enteropathy (PLE)
Protein-losing nephropathy (PLN)
Pseudohyperparathyroidism
Pseudomonas aeruginosa infection
Pseudopregnancy
Psoroptic mange
Psychogenic polydipsia
Psychogenic self-mutilation
Pulmonary contusion
Pulmonary fibrosis
Pulmonary haemorrhage
Pulmonary oedema
Pulmonic valve stenosis
Pulmonic valve regurgitation/insufficiency
Pulpitis
Purpura haemorrhagica (PH)
Pyelonephritis
Pyloric stenosis/stricture
Pyoderma
(type unspecified)
deep
superficial
Pyometra
Pyothorax
Pyrexia of unknown origin (PUO)
Pythiosis
Rabies
Rectal prolapse
Rectal stricture
Rectal tear
(grade unspecified)

VeNom Terms – Diagnoses

Rectal tear <i>cont.</i>	grade I
	grade II
	grade IIIa
	grade IIIb
	grade IV
Rectovaginal fistula	
Rectovestibular fistula	
Recurrent airway obstruction (RAO)	
Recurrent laryngeal neuropathy (RLN)	
Red (poultry) mite	
Redundant alar fold	
Renal (kidney) disease	
Renal agenesis	
Renal cysts	
Renal failure	(type unspecified)
	acute
	anuric
	chronic
	polyuric
Renal tubular acidosis	
Renal tubular necrosis	
Respiratory failure	
Respiratory tract infection	(type unspecified)
	bacterial
	fungus
	lower (LRTI)
	parasitic
	protozoal
	upper (URTI)
	viral
Respiratory tract obstruction	(site unspecified)
	lower
	upper
Retained foetal membranes (RFM)	
Retinal atrophy/degeneration	
Retinal dysplasia	
Retinal haemorrhage	
Retinal separation/detachment	
Retinopathy	
Rhabdomyolysis	(type unspecified)

VeNom Terms – Diagnoses

Rhabdomyolysis <i>cont.</i>	exertional (typing up)
	exertional, recurrent (RER)
Rhabdomyosarcoma	
Rhinitis	(type unspecified)
	allergic
	bacterial
	fungal/mycotic
	viral
Rhinitis sicca	
Rhodococcus equi infection	
Right to left shunt	
Rostral displacement of the palatopharyngeal arch	
Rotavirus infection	
Rupture of the heart	
Ryegrass staggers	
Sacroiliac injury	
Salivary mucocele (sialocele)	
Salivary ranula	
Salmonellosis	(chronicity unspecified)
	acute
	chronic
Salpingitis	
Salt poisoning (Water deprivation)	
Sand impaction	
Sarcoid	(type and site unspecified)
	axilla
	fibroblastic
	groin
	malignant/malevolent
	mixed
	nodular
	occult (flat)
	penis/prepuce
	periocular
	trunk
	verrucose
Sarcoidosis	
Sarcoptic mange	
Scalding	diarrhoea/urine
	exudate

VeNom Terms – Diagnoses

Scar	
Scrotal haematocele	
Scrotal oedema	
Seasonal alopecia	
Seasonal anoestrus	
Sebaceous gland tumour	
Seborrhoea	(type unspecified)
	generalised
	mane and tail
	primary
Seedy toe	
Seizures	
Selective IgA deficiency	
Selective IgG deficiency	
Selective IgM deficiency	
Self mutilation	
Seminal vesiculitis	
Seminoma	
Sepsis	
Septic (infective) arthritis	(site unspecified)
	carpus
	carpus, antebrachiocarpal (radiocarpal) joint
	carpus, carpometacarpal joint
	carpus, middle carpal joint
	coxofemoral (hip) joint
	cubital (elbow) joint
	distal interphalangeal (DIP, coffin) joint
	metacarpophalangeal (MCP, front fetlock) joint
	metatarsophalangeal (MTP, hind fetlock) joint
	proximal interphalangeal (PIP, pastern) joint
	scapulohumeral (shoulder) joint
	stifle
	stifle, femoropatellar joint
	stifle, lateral femorotibial joint
	stifle, medial femorotibial joint
	tarsus (hock)
	tarsus (hock), distal intertarsal (centrodistal) joint
	tarsus (hock), distal tarsal joint(s)
	tarsus (hock), distal tarsal joint(s) (Bone spavin)
	tarsus (hock), proximal intertarsal joint

VeNom Terms – Diagnoses

Septic (infective) arthritis <i>cont.</i>	tarsus (hock), talocalcaneal joint
	tarsus (hock), tarsocrural joint
	tarsus (hock), tarsometatarsal (TMT) joint
	temporomandibular joint (TMJ)
	stifle, medial femorotibial joint
Septic (infective) bursitis	(site unspecified)
	atlantal (poll evil)
	bicipital (intertubercular)
	calcaneal
	carpal
	cunean
	navicular
	olecranon
	supraspinous (fistulous withers)
	trochanteric
Septic (infective) osteitis	calcaneus
	calcaneus, sustentaculum tali
	distal phalanx (P3, pedal bone)
Septic (infective) tenosynovitis	carpal sheath
	common digital extensor
	digital flexor tendon sheath
	extensor carpi radialis
	lateral digital extensor
	tarsal sheath
Septicaemia	
Septicaemia - neonatal	
Seroma	
Sertoli cell tumour	
Sesamoiditis	
Shaker foal syndrome	
Shear mouth	
Sheared heels	
Shivers	
Shock	(type unspecified)
	cardiogenic
	distributive
	hypovolaemic
	septic
Sialoadenitis	
Sialolithiasis	

VeNom Terms – Diagnoses

Sick euthyroid syndrome	
Sick sinus syndrome	
Sinoatrial (SA) arrest	
Sinoatrial (SA) block	
Sinus arrhythmia	
Sinus bradycardia	
Sinus cyst	(site unspecified)
	caudal maxillary sinus
	frontal sinus
	rostral maxillary sinus
Sinus empyema	(site unspecified)
	caudal maxillary sinus
	frontal sinus
	rostral maxillary sinus
	sphenopalatine sinus
	ventral conchal sinus
Sinusitis	(chronicity and site unspecified)
	acute
	caudal maxillary sinus
	chronic
	frontal sinus
	fungal
	primary
	rostral maxillary sinus
	secondary
	secondary, dental-associated
	sphenopalatine sinus
	ventral conchal sinus
Smoke inhalation	
Smooth mouth	
Solar (subsolar) bruising	
Solar (subsolar) haematoma	
Solar penetration	
Spermatic cord torsion	
Splenic rupture	
Spondylosis	
Spondylosis - thoracic	
Sporotrichosis	
Squamous cell carcinoma	(paranasal) sinus
	(site unspecified)

VeNom Terms – Diagnoses

Squamous cell carcinoma <i>cont.</i>	clitoral
	conjunctival
	corneal
	eyelid
	gastric (stomach)
	oesophageal
	oral (mouth)
	penis/prepuce
	perineal
	third eyelid (nictitating membrane)
	urethral
	urinary bladder
	vulval
Squamous papilloma	(site unspecified)
	penis/prepuce
Staphylococcus aureus infection	
Starvation	
Step mouth	
Stomatitis	
Strangles	
Strangles - metastatic	
Streptococcus zooepidemicus infection	
Stress	
Stringhalt	
Strongyloidosis	
Strongylosis (large red worm)	
Subchondral bone cyst	(site unspecified)
	femur
	femur, medial condyle
	scapula
Subcondral lucency - third carpal bone	
Subepiglottic cyst	
Subepiglottic granuloma	
Sudden death	
Summer pasture associated obstructive pulmonary disease (SPAOPD)	
Supernumerary tooth/teeth (polydontia)	(site unspecified)
	cheek tooth
	incisor
Supraventricular tachycardia (SVT)	
Sweat gland tumour	

VeNom Terms – Diagnoses

Synchronous diaphragmatic flutter	
Synovial cyst	
Synovial ganglion	
Synovial hernia	
Synovitis	(site unspecified)
	distal interphalangeal (DIP, coffin) joint
	metacarpophalangeal (MCP, front fetlock) joint
	metatarsophalangeal (MTP, hind fetlock) joint
	proximal interphalangeal (PIP, pastern) joint
Systemic inflammatory response syndrome (SIRS)	
Systemic lupus erythematosus like syndrome (SLE-like syndrome)	
Tarsal bone collapse	
Tarsal sheath distension (thoroughpin)	
Tarsocrural joint distension (bog spavin)	
Telogen effluvium	
Temporohyoid osteoarthropathy (THO)	
Temporomandibular osteoarthropathy	
Tendon (sub)luxation	(site unspecified)
	displacement of deep digital flexor tendon (DDFT)
	displacement of superficial digital flexor tendon (SDFT)
Tendon injury	
Tendon laceration	deep digital flexor tendon (DDFT)
	superficial digital flexor tendon (SDFT)
Tendon laxity	
Tendon rupture	(site unspecified)
	Achilles
	common digital extensor tendon (CDET)
	deep digital flexor tendon (DDFT)
	extensor carpi radialis tendon
	gastrocnemius
	prepubic tendon
	superficial digital flexor tendon (SDFT)
Tendonitis	(site unspecified)
	biceps brachii tendon
	calcaneal
	deep digital flexor tendon (DDFT)
	gastrocnemius
	superficial digital flexor tendon (SDFT)
Tenosynovitis	(site unspecified)
	carpal sheath

VeNom Terms – Diagnoses

Tenosynovitis <i>cont.</i>	common digital extensor
	digital flexor tendon sheath - deep digital flexor tendon tear
	digital flexor tendon sheath - manica flexoria tear
	digital flexor tendon sheath
	extensor carpi radialis
	lateral digital extensor
	tarsal sheath
Teratoma	
Testicular aplasia/hypoplasia	
Testicular degeneration	
Testicular torsion	
Tetanus	
Tetralogy of Fallot	
Theiler's disease (serum hepatitis)	
Thoracolumbar pain	
Thrombocytopaenia	(type unspecified)
	alloimmune
	idiopathic
	immune-mediated
Thromboembolism	
Thrombophlebitis	(type unspecified)
	jugular vein
	non-septic
	septic
Thrombosis	
Thrombosis - aortoiliac	
Thrush	
Thyroiditis	
Ticks	
Torticollis	
Tracheal collapse	
Tracheal granuloma	
Tracheal perforation	
Tracheal rupture	
Tracheal stenosis	
Tracheitis	
Transient hypogammaglobulinaemia	
Transient trauma-related pigmentary loss	
Transitional cell carcinoma	(site unspecified)
	urinary bladder

VeNom Terms – Diagnoses

Trauma	(paranasal) sinus
	abdominal wall
	brain
	cervix
	conjunctival
	corneal
	coronary band
	epididymal
	eyelid
	globe
	head
	hoof
	laryngeal
	lip
	nasal
	ocular (eye)
	oesophageal
	oral (mouth)
	orbital
	pelvis
	penis/prepuce
	pharyngeal
	salivary gland
	scleral
	scrotal/testicular
	skin
	spinal
	tail
	thoracic wall
	tongue
	tracheal
	urethral
	vaginal
	vulval
Trichiasis	
Trichoepithelioma	
Trichostrongylosis (whipworm)	
Tricuspid regurgitation/insufficiency	
Tricuspid valve prolapse	
Trigeminal neuropathy	

VeNom Terms – Diagnoses

Trombiculidiasis (harvest mite)	
Trypanosomosis (Dourine)	
Turner's syndrome (63, XO)	
Typhlitis	
Typhlocolitis	
Udder impetigo	
Ulcerative dermatitis, thrombocytopaenia and neutropaenia syndrome	
Ulcerative keratitis (corneal ulcer)	(type unspecified)
	bacterial
	fungal
	indolent/non-healing
	melting
	viral
Umbilical infection	
Under-run sole	
Unilateral papular dermatosis	
Upper motor neuron disease	
Upward fixation of the patella (locking stifle)	(type unspecified)
	continuous
	intermittent
Urachal diverticulum	
Urachal rupture	
Ureteral defect	
Ureterocele	
Urethral defect	
Urethral obstruction	
Urethral prolapse	
Urethral rupture	
Urethral sphincter weakness	
Urethral stricture	
Urethritis	
Urinary bladder defects	
Urinary bladder eversion	
Urinary bladder paralysis/atony	
Urinary bladder prolapse	
Urinary bladder rupture	
Urinary incontinence	
Urinary incontinence	neurological
	traumatic
	overflow

VeNom Terms – Diagnoses

Urinary tract infection (UTI)

Urolithiasis	(type unspecified)
	renal
	sabulous
	ureteric
	urethral
	urinary baldder

Uroperitoneum

Urospermia

Urovagina

Urticaria

Uterine cyst

Uterine dorsoretroflexion

Uterine haemorrhage

Uterine horn inversion

Uterine inertia

Uterine prolapse

Uterine rupture

Uterine tear

Uterine torsion

Uveal cyst

Uveitis	(type unspecified)
	anterior
	posterior
	traumatic

Vaginal agenesis

Vaginal haematoma

Vaginal rupture

Vaginal varicose veins

Vaginitis

Vaginitis - persistent

Valvular dysplasia

Varicocele

Varicocele - spermatic

Vascular anomaly - renal

Vascular hamartoma

Vascular ring anomaly (aortic arch)

Vascular rupture	aorta
	large thoracic vessel
	mesenteric artery

VeNom Terms – Diagnoses

Vascular rupture <i>cont.</i>	pulmonary artery
	uterine artery
Vasculitis	
Vasculitis - immune-mediated	
Ventral midline dermatitis	
Ventricular enlargement	left
	right
Ventricular fibrillation	
Ventricular pre-excitation	
Ventricular premature depolarisations (VPD)	
Ventricular septal defect (VSD)	
Ventricular tachycardia	
Ventro-axial collapse of the apex of the corniculate process of the arytenoid cartilage	
Verminous arteritis	
Verminous myelitis	
Verrucose dermatitis	
Vertebral malformation	(type unspecified)
	atlanto-axial
	atlanto-occipital
	block vertebra(e)
	butterfly vertebra(e)
	fusion of the body
	hemivertebra(e)
	occipito-atlanto-axial (OAAM)
Vesicular exanthema	
Vesicovaginal reflux	
Vesicular stomatitis	
Vestibular syndrome	(type unspecified)
	central
	peripheral
Viral papillomatosis	
Viral papular dermatitis	
Vitiligo	
Vitreous degeneration	
Vocal fold collapse	
Von Willebrand disorder	
Wave mouth	
West Nile virus (WNV)	
White line disease	
Wry nose (<i>Campylorhinus lateralis</i>)	

Presenting complaints

VeNom Terms – Presenting complaints

Anorexia

Alopecia

Appetite decreased (inappetent)

Appetite increased

Ascites

Ataxia

Behaviour

abnormal

aggressive

Bleeding

bruising

epistaxis

other orifice

petechition/ecchymoses

wound

Blepharospasm

Blindness

Cachexia

Cardiac (heart) dysrhythmia/arrhythmia

Cardiac (heart) murmur

Choke

Colic

Collapse/syncopal episodes

Cough

Cranial nerve deficits

Dead (deceased) presentation

Defaecation

decreased frequency

increased frequency

Defaecatory tenesmus

Diarrhoea

Dietary indiscretion

Discharge

aural (ear)

nasal (nose)

ocular (eye)

VeNom Terms – Presenting complaints

Discharge <i>cont.</i>	penile
	sinus tract
	vaginal
	wound
Dressing-related complication	
Dysphagia	
Dysphonia	
Dyspnoea	
Dystocia	
Emphysema (subcutaneous)	
Epiphora/tear staining	
Excess tear production	
Excessive libido	
Exercise intolerance	
Exercise intolerance	episodic
	persistent
Eye	closed
	cloudy
	red
Eye/eyelid - swollen	
Faecal incontinence	
Faeces abnormal	diarrhoea
	dry/firm/impacted
	haematochezia
	melaena
Failure to gain weight	
Failure to grow	
Foaling	
Gagging/retching	
Gait abnormality	
Haemoptysis	
Hair coat	altered quality
	colour change
Halitosis	
Head pressing	
Head tilt	
Headshaking	
Hearing impairment/deafness	
Hirsutism	
Hyperhidrosis (excessive sweating)	

VeNom Terms – Presenting complaints

Hypersalivation (ptyalism)

Hyphaema

Hypothermia

Icterus (jaundice)

Infertility/subfertility

Injury

abdomen

back

ear

eye/eyelid

face

genitalia

hoof

limb

neck

oral

tail

thorax

Intoxication (poisoning)/toxin exposure

Joint distension/effusion

(site unspecified)

carpus (knee)

metacarpophalangeal (MCP) joint

metatarsophalangeal (MTP) joint

stifle

tarsus (hock)

Lameness

Lameness

bilateral forelimb

bilateral hindlimb

left fore

multi-limb

non-weight bearing

right fore

right hind

left hind

Lethargy

Loss of balance

Lymph node enlargement (lymphadenopathy/lymphadenomegaly)

Mass

(site unspecified)

abdomen

aural (ear)

axilla

VeNom Terms – Presenting complaints

Mass cont.	brain
	clitoral
	conjunctival
	eyelid
	face
	gastric (stomach)
	groin
	hepatic (liver)
	hoof
	intestinal
	intra-abdominal
	intra-thoracic
	jaw
	limb
	lingual (tongue)
	mammary gland
	mouth
	muscle
	nasal
	neck
	ocular (eye)
	oesophageal
	penile/preputial
	perianal
	perineal
	renal (kidney)
	retrobulbar
	sinus
	splenic
	testicular/scrotal
	third eyelid (nictitating membrane)
thorax	
urinary bladder	
uterine	
vulval	
Mentation altered	(type unspecified)
	anxious/distress
	comatosed
	depression
	stuporous

VeNom Terms – Presenting complaints

Moribund	
Mucus membranes	pale
	cyanosis
	hyperaemic
Muscular atrophy	
Muscular atrophy	generalised
	localised
Nasogastric reflux	
Neonatal problem (sick foal)	
Nymphomania	
Nystagmus	
Obesity	
Oedema	(site unspecified)
	face
	limb
	ventral
Oral ulceration	
Pain	abdominal
	aural (ear)
	back
	foot
	musculoskeletal
	neck
	on eating/chewing
	on handling
	ophthalmic (eye)
	oral (mouth)
	spinal
	thoracic
Paresis/paralysis	
Polydipsia	
Polyphagia (ravenous appetite)	
Polyuria	
Polyuria/polydipsia (PU/PD)	
Poor hoof quality	
Poor libido	
Poor performance	
Poor quality of life	
Post-operative complication	
Posture abnormal	

VeNom Terms – Presenting complaints

Prolonged gestation	
Pruritus	
Pyrexia/hyperthermia/fever	
Recumbency/reluctance to move	
Regurgitation	
Respiratory noise	abnormal noise at exercise increased
Seizure(s)	
Shock/circulatory collapse	
Skeletal abnormality	
Skin	altered pigmentation hives rash/dermatitis scaling/flaky
Sneezing	
Soft tissue swelling	
Stereotypical behaviour	
Stereotypical behavior (vice)	crib biting wind sucking
Stertor	
Stiffness	
Stridor	
Sweating (hyperhidrosis)	
Swelling	(site unspecified) abdomen aural (ear) bursa face joint limb mammary gland mouth ocular (eye) penile/preputial tendon sheath testicular/scrotal thorax
Tachypnoea	
Tendon sheath distension/effusion	(site unspecified) digital flexor tendon sheath

VeNom Terms – Presenting complaints

Tendon sheath distension/effusion <i>cont.</i>	tarsal sheath
Thin	
Thirst decreased	
Traumatic episode	
Tremors/shaking/trembling	
Urinary incontinence	
Urination abnormal	dysuria
	oliguria
	pollikuria
	stranguria
Urine colour abnormal	
Venous distension/congestion	
Virilism (stallion-like behaviour)	
Visual impairment - shying/spooking	
Weakness	(type unspecified)
	generalised
	localised
Weight gain	
Weight loss	
Wound	
Wound	abrasion
	degloving
	infected
	laceration
	penetrating
	puncture
	shear
	synovial involvement

Procedures

VeNom Terms – Procedures

Abdominal cavity	Abscess drainage/removal
	Exploratory laparotomy (coeliotomy)
	Laparoscopy
	Lymph node biopsy - surgical
	Lymph node fine needle aspiration (FNA)
	other procedure
	Peritonitis treatment - drain placement
	Peritonitis treatment - lavage
	Peritonitis treatment - open peritoneal (abdominal) drainage
Abdominal wall	Abscess debridement and lavage (flush)
	Herniorrhaphy - incisional
	Herniorrhaphy - inguinal
	Herniorrhaphy - scrotal
	Herniorrhaphy - umbilical
	Muscle mass lesion biopsy
	Muscle mass lesion excision
	Other mass lesion biopsy
	Other mass lesion excision
	other procedure
	Sinus tract exploration
	Skin (cutaneous) mass lesion biopsy
	Skin (cutaneous) mass lesion excision
	Subcutaneous mass lesion biopsy
	Subcutaneous mass lesion excision
	Traumatic rupture repair
	Wound debridement and lavage (flush)
	Wound primary closure
	Wound prosthetic mesh closure
	Abdominocentesis (belly tap)
Administration Tetanus anti toxin	
Anti-parasitic therapy	injectable medication
	oral medication

VeNom Terms – Procedures

Anti-parasitic therapy <i>cont.</i>	topical medication
Anus	Perianal mass lesion biopsy
	Perianal mass lesion excision
	Perianal tumour biopsy
	Perianal tumour excision
Arthrodesis	
Arthroscopy	
Arthroscopy	carpus
	elbow
	shoulder
	stifle
	tarsus
Artificial insemination	
Back (dorsum)	other procedure
	Sinus tract exploration
Bandage application	
Bandage change	
Bandage/dressing application	
Bandage/dressing change	
Blood sampling	arterial
	unspecified
	venous (venepuncture)
Blood test	
Bone biopsy	
Bone graft	
Bone marrow aspiration	
Bone marrow core biopsy	
Breeding soundness examination	
Broncho-alveolar lavage (BAL)	
Bursoscopy	
Caesarean section - for dystocia	
Cast application	
Cast removal	
Castration	(type unspecified)
	GA
	standing
Catheter placement	epidural
	intra-arterial (IA)
	intranasal
	intravenous - central, jugular

VeNom Terms – Procedures

Catheter placement <i>cont.</i>	intravenous - peripheral
	intravenous (IV)
	pericardial
	spinal
	urethral
Cervical spine	other procedure
	Stabilisation
Cranial mediastinal mass lesion	Biopsy - surgical
	Excision
	Fine needle aspiration (FNA)
Cryosurgery	
Dental	(type unspecified)
	endodontic therapy
	extraction
	extraction, canine
	extraction, cheek tooth
	extraction, deciduous premolar (retained cap)
	extraction, incisor
	extraction, wolf tooth
	routine
Dermatological examination	
Ear (aural)	Flush (lavage)
	Myringotomy
	other procedure
Embryo transfer	
Epidural anaesthesia	
Epidural injection	
Euthanasia	
Euthanasia	
Examination for insurance	
Export licence	
Eye	Canthoplasty - lateral
	Canthoplasty - medial
	Conjunctival pedicle graft
	Corneal foreign body removal
	Corneal laceration repair
	Corneoscleral transposition
	Cyclophotoablation
	Distichiasis removal - bilateral
	Distichiasis removal - unilateral

VeNom Terms – Procedures

Eye <i>cont.</i>	Ectopic cilia removal
	Ectropion correction - bilateral
	Ectropion correction - unilateral
	Entropion correction - bilateral
	Entropion correction - temporary eyelid tacking
	Entropion correction - unilateral
	Enucleation
	Exenteration
	Extr acapsular lens extraction
	Eyelid mass lesion removal
	Eyelid tumour removal
	Grid keratotomy
	Imperforate punctum (lacrima punctal aplasia) correction
	Keratectomy - superficial
	Keratectomy (unspecified)
	Keratotomy (unspecified)
	Lens luxation surgery
	Meibomian cyst removal
	Meibomian gland resection
	Nasolacrimal (tear) duct cannulation
	Nasolacrimal (tear) duct flush
	other procedure
	Phacoemulsification - bilateral
	Phacoemulsification - unilateral
	Proptosis repair
	Sub-palpebral lavage system placement
	Third eyelid (nicking membrane) removal
	Third eyelid (nicking membrane) laceration repair
Third eyelid flap	
Feeding tube placement	nasogastric (NG tube)
	naso-oesophageal (NO tube)
Fluid tap (centesis)	Abdominocentesis
	Arthrocentesis (joint tap)
	Cerebrospinal fluid (CSF), cisternal
	Cerebrospinal fluid (CSF), lumbar
	Pericardiocentesis
	Thoracocentesis
Fluid therapy administration	intravenous (IV)
	per os (PO)
Fracture repair	

VeNom Terms – Procedures

General anaesthesia	
General examination	
Head and neck	<ul style="list-style-type: none"> Abscess debridement and lavage (flush) Muscle biopsy Muscle mass lesion biopsy Muscle mass lesion excision Other mass lesion biopsy Other mass lesion excision other procedure Sinus tract exploration Skin (cutaneous) mass lesion biopsy Skin (cutaneous) mass lesion excision Subcutaneous mass lesion biopsy Subcutaneous mass lesion excision Wound debridement and lavage (flush) Wound primary closure
Heart (cardiac)	<ul style="list-style-type: none"> Cardioversion - electric Cardioversion - medical other procedure Pericardectomy - subtotal Pericardectomy - total Pericardiotomy Transvenous pacemaker placement
ID chip insertion	
Intra-articular anaesthesia	
Intradermal test	
Intra-synovial anaesthesia	
JMB height measurement	
Kidney (renal)	<ul style="list-style-type: none"> Biopsy - percutaneous Biopsy - surgical Fine needle aspiration (FNA) Nephrectomy other procedure
Lameness examination	
Large intestine	<ul style="list-style-type: none"> Biopsy - endoscopic Biopsy - surgical other procedure Typhlectomy
Laryngeal examination	
Larynx	Arytenoid lateralisation (laryngeal tie-back) - unilateral

VeNom Terms – Procedures

Larynx <i>cont.</i>	Arytenoid lateralisation (laryngeal tie-back) - unilateral
	Arytenoid lateralisation (laryngeal tie-back) - unilateral
	Laryngeal tie-forward
	Laryngotomy
	other procedure
	Ventriculectomy (Hobday)
	Vocal fold resection
Lip	Cheiloplasty (surgical repair of lip defect)
	Cheilorrhaphy (suturing of lip)
	other procedure
Liver (hepatic)	Biopsy - percutaneous
	Biopsy - surgical
	Fine needle aspiration (FNA)
Local anaesthesia	
Lung	Biopsy - percutaneous
	Biopsy - surgical
	Bronchoalveolar lavage (BAL)
	Bronchoscopy
	Fine needle aspiration (FNA)
	Foreign body removal
	other procedure
Mammary gland	Lumpectomy
	Mastectomy - regional
	Sinus tract exploration
Mandible: other procedure	
Mandibule: partial mandibulectomy	
Maxilla	other procedure
	premaxillectomy
Metacarpal: other procedure	
Nares: other procedure	
Nasal cavity	Biopsy
	Foreign body removal
	other procedure
Nasal planum	Biopsy
	Excision (Nasal planectomy)
	other procedure
Nasogastric intubation	
Neurological examination	
NO PROCEDURE	
Oesophagus	Foreign body removal

VeNom Terms – Procedures

Oesophagus <i>cont.</i>	Oesophagoscopy
	Oesophagotomy
	other procedure
Ophthalmological examination	
Orthopaedic examination	
Ovary	Biopsy
	other procedure
	Ovariectomy
Paranasal sinus	Frontal sinusotomy - open
	Frontal sinusotomy - percutaneous (trephination)
	Maxillary sinusotomy - percutaneous (trephination)
	other procedure
	Sinuscopy
Passport application	
Pelvic limb (hindlimb)	Abscess debridement and lavage (flush)
	Muscle biopsy
	Muscle mass lesion biopsy
	Muscle mass lesion excision
	Nerve biopsy
	Other mass lesion biopsy
	Other mass lesion excision
	other procedure
	Sinus tract exploration
	Skin (cutaneous) mass lesion biopsy
	Skin (cutaneous) mass lesion excision
	Subcutaneous mass lesion biopsy
	Subcutaneous mass lesion excision
	Wound debridement and lavage (flush)
	Wound primary closure
Pelvis: other procedure	
Penis	Amputation - complete
	Amputation - partial
	Mass lesion biopsy
	Mass lesion excision
	other procedure
Perineum	laceration repair, first degree
	laceration repair, second degree
	laceration repair, third degree
Peripheral lymph node biopsy	excisional
	incisional

VeNom Terms – Procedures

Peripheral lymph node: fine needle aspiration (FNA)	
Pharynx	Biopsy
	Foreign body removal
	Pharyngoscopy
Platelet-rich plasma (PrP) injection	
Pregnancy diagnosis	
Prepuce	Abscess debridement and lavage (flush)
	Muscle mass lesion biopsy
	Muscle mass lesion excision
	Orifice enlargement
	Other mass lesion biopsy
	Other mass lesion excision
	other procedure
	Sinus tract exploration
	Skin (cutaneous) mass lesion biopsy
	Skin (cutaneous) mass lesion excision
	Subcutaneous mass lesion biopsy
	Subcutaneous mass lesion excision
	Wound debridement and lavage (flush)
	Wound primary closure
	Pre-purchase examination (PPE)/Vetting
2 stage	
5 stage	
Re-examination	
Regional anaesthesia	
Salivary gland	Biopsy
	Excision (Sialoadenectomy)
	Mucocele drainage
	Mucocele resection
	other procedure
	Sialocele (salivary cyst) excision
Scrotum	Sinus tract exploration
	Ablation
	Abscess debridement and lavage (flush)
	Other mass lesion biopsy
	Other mass lesion excision
	other procedure
	Sinus tract exploration
	Skin (cutaneous) mass lesion biopsy
	Skin (cutaneous) mass lesion excision

VeNom Terms – Procedures

Scrotum <i>cont.</i>	Subcutaneous mass lesion biopsy
	Subcutaneous mass lesion excision
	Wound debridement and lavage (flush)
	Wound primary closure
Sedate for EDT	
Sedate for farrier	
Sedate for physio	
Sedate to clip	
Sedation - (reason unspecified)	
Shockwave	
Skin (cutaneous) biopsy	
Skull: other procedure	
Small intestine	Biopsy - endoscopic
	Biopsy - surgical
	Endoscopy
	Enterectomy and anastomosis - stapled
	Enterectomy and anastomosis - sutured
	Enteroscopy
	Enterotomy
	Foreign body removal
	other procedure
Soft palate	Elongated soft palate resection
	other procedure
Spinal injection	
Spleen	Biopsy - percutaneous
	Fine needle aspiration (FNA)
	other procedure
Staple removal	
Stem cell injection	
Stifle: patellar ligament desmotomy	
Stitch up (suture wound)	
Stomach (gastric)	Biopsy - endoscopic
	Biopsy - surgical
	Decompression - tube
	Foreign body removal
	Gastroscopy
	Gastrotomy
	Lavage
	other procedure
Submandibular mass lesion	Biopsy

VeNom Terms – Procedures

Submandibular mass lesion <i>cont.</i>	Exploration
	other procedure
Suture removal	
Swab	clitoral
	nasopharyngeal
	penile
	uterine
Synoviocentesis	
Tail	Abscess debridement and lavage (flush)
	Amputation
	Muscle biopsy
	Muscle mass lesion biopsy
	Muscle mass lesion excision
	Nerve biopsy
	Other mass lesion biopsy
	Other mass lesion excision
	other procedure
	Sinus tract exploration
	Skin (cutaneous) mass lesion biopsy
	Skin (cutaneous) mass lesion excision
	Subcutaneous mass lesion biopsy
	Subcutaneous mass lesion excision
	Wound debridement and lavage (flush)
	Wound primary closure
Tenoscopy	
Testis	Orchiectomy (castration) - due to disorder
	Orchiectomy (castration) - elective neutering
	other procedure
Tetanus toxoid administration	
Thoracic (chest) wall	Abscess debridement and lavage (flush)
	Flail chest stabilisation
	Muscle mass lesion biopsy
	Muscle mass lesion excision
	Other mass lesion biopsy
	Other mass lesion excision
	other procedure
	Rib resection
	Sinus tract exploration
	Skin (cutaneous) mass lesion biopsy
	Skin (cutaneous) mass lesion excision

VeNom Terms – Procedures

Thoracic (chest) wall <i>cont.</i>	Subcutaneous mass lesion biopsy
	Subcutaneous mass lesion excision
	Wound debridement and lavage (flush)
	Wound primary closure
Thoracic cavity	Chest (thoracostomy) drain/tube placement - percutaneous
	Exploratory thoracotomy
	Lymph node biopsy - percutaneous
	Lymph node biopsy - surgical
	Lymph node fine needle aspiration (FNA)
	Thoracentesis
	Thoracoscopy
Thoracic limb (forelimb) digit	Thoracotomy - lateral approach (intercostal)
	other procedure
Thoracic limb (forelimb)	Sinus tract exploration
	Abscess debridement and lavage (flush)
	Extensor tendon repair
	Flexor tendon repair
	Muscle biopsy
	Muscle mass biopsy
	Muscle mass excision
	Nerve biopsy
	Other mass biopsy
	Other mass excision
	other procedure
	Sinus tract exploration
	Skin (cutaneous) mass biopsy
	Skin (cutaneous) mass excision
Trachea	Subcutaneous mass biopsy
	Subcutaneous mass excision
	Foreign body removal - endoscopic
	other procedure
	Tracheal wash
	Tracheoscopy
	Tracheostomy - permanent
	Tracheostomy - temporary
Tracheotomy	
Treatment administration	Transtracheal aspiration/wash (TTA, TTW)
	IV injection
	IM injection
	joint

VeNom Terms – Procedures

Treatment administraiton <i>cont.</i>	tendon sheath
	oral
Ureter	other procedure
	Ureterotomy
Urethra	Flush (lavage)
	other procedure
	Urethroscopy
	Urethrostomy, perineal (PU)
	Urethrostomy, prepubic
	Urethrostomy, scrotal
	Urethrotomy, perineal
	Urethrotomy, prescrotal
Urinary bladder	Biopsy
	Cystoscopy
	Cystotomy
	other procedure
	Rupture repair
Uterus	Biopsy
	Caesarean section - for dystocia
	other procedure
Vaccination	(type unspecified)
	African Horse Sickness (AHS)
	EHV 1, 4
	EVA
	Influenza
	Influenza and Tetatanus
	Rotavirus
	Strep. equi equi (Strangles)
	Tetanus
	West Nile Virus (WNV)
Vagina	Episiotomy
	Mass lesion excision
	other procedure
	Tumour excision
Welfare call-out	

Diagnostic tests

VeNom Terms – Diagnostic tests

Arterial blood pressure measurement	invasive
	non-invasive
BAL fluid analysis	(unspecified)
	Cytology
	Infectious agent detection (unspecified)
Barium study: Oesophagus	
Blood test	(unspecified)
	Acid-base/blood gas analysis
	Biochemistry - basic profile
	Biochemistry - bile acids
	Biochemistry - electrolytes
	Biochemistry - full profile
	Biochemistry - glucose
	Biochemistry - IgG
	Biochemistry - lactate
	Biochemistry - liver profile
	Biochemistry - muscle profile
	Biochemistry - specific test (unspecified)
	Biochemistry - therapeutic drug monitoring
	Biochemistry - total solids (via refractometer)
	Biochemistry - triglycerides
	Biochemistry - urea
	Coagulation test
	Endocrine - Cryptocidism (rig)
	Endocrine - Granulosa cell tumour
	Endocrine - Pregnancy
	Endocrine test
	Endocrine test - Insulin resistance
	Endocrine test - PPID
	Haematology - full profile
	Haematology - manual packed cell volume (PCV)
	Haematology - specific test (unspecified)

VeNom Terms – Diagnostic tests

Blood test <i>cont.</i>	Infectious agent detection - bacterial
	Infectious agent detection - endoparasitic
	Infectious agent detection - viral
	Infectious agent detection (unspecified)
	Infectious profile
	Serology for immune-mediated diseases
Body fluid (not blood) analysis	(test unspecified)
	Biochemistry
	Cytology
Brainstem auditory evoked responses/potentials (BAER)	
Clinical pathology (test unspecified)	
Computerised (axial) tomography scan (CT scan, CAT scan)	
CSF analysis	(unspecified)
	Biochemistry - specific test (unspecified)
	Biochemistry - total solids (via refractometer)
	Cytology
	Infectious agent detection (unspecified)
Cytology (site unspecified)	
Dermatological testing	
Echocardiography	
Electrocardiography (ECG)	
Endoscopy	
Endoscopy	URT
	URT, dynamic
Faecal analysis	(unspecified)
	Infectious agent detection - bacterial
	Infectious agent detection - endoparasitic
	Infectious agent detection - viral
	Infectious agent detection (unspecified)
	worm egg count (WEC)
Gastroscopy	
Histopathology (site unspecified)	
Infectious agent detection	bacterial (site unspecified)
	endoparasitic (site unspecified)
	fungal (site unspecified)
	viral (site unspecified)
	(agent unspecified)
Magnetic resonance imaging (MRI) scan	
Myelography	
Peritoneal fluid analysis	(unspecified)

VeNom Terms – Diagnostic tests

Peritoneal fluid analysis <i>cont.</i>	Biochemistry - specific test (unspecified)
	Biochemistry - total solids (via refractometer)
	Cytology
	Infectious agent detection - bacterial
	Infectious agent detection (unspecified)
Pleural fluid analysis	(unspecified)
	Biochemistry - specific test (unspecified)
	Biochemistry - total solids (via refractometer)
	Cytology
	Infectious agent detection - bacterial
Post-mortem examination	Infectious agent detection (unspecified)
Pregnancy test	(unspecified)
	Hormonal (blood)
	Hormonal (unspecified)
Radiography	
Scintigraphy	
Scintigraphy - other	
Synovial fluid analysis	(unspecified)
	Biochemistry - specific test (unspecified)
	Biochemistry - total solids (via refractometer)
	Cytology
	Infectious agent detection - bacterial
Tracehal wash fluid analysis	Infectious agent detection (unspecified)
	(unspecified)
	Cytology
Ultrasonography	
Urinalysis	(unspecified)
	Infectious agent detection - bacterial
	Infectious agent detection (unspecified)
	Profile (dipstick, sediment, SG)
	Specific test - protein:creatinine ratio
	Specific test (unspecified)

► Contact

If you have any questions please contact Dr Trish Pearce, Executive Advisor to NZEHA, pearce.patricia@gmail.com or on 027 506 2091

If you would like more information on the technical set-up of Vet Intel Equine, please contact Dr Uli Muellner uli@epi-interactive.com or on 04 388 7884

